


PAYNE STEWART GOLF CLUB HOLE DESCRIPTIONS (1-9)



1 ● 464 ● 439 ● 433
○ 403 ● 342
PAR 4



1-289
2-220
3-189
4-129



DEPTH = 26

TREVINO'S TEASE

The strategic character of the PSGC is showcased on this opening hole. A tee ball along the right side may leave a blind shot- so carry the left side bunker for your best approach to this tight green.

4 ● 576 ● 567 ● 552
○ 498 ● 469
PAR 5




| FROM THE SPINNER | YARDAGE TO POINT A | YARDAGE TO POINT B | YARDAGE TO PIN |
|------------------|--------------------|--------------------|----------------|
| 209 | 104 | 158 | |
| 213 | 111 | 163 | |
| 229 | 124 | 178 | |
| 259 | 159 | 210 | |
| 281 | 181 | 233 | |

DEPTH = 31

ALBATROSS

This Par 5 is a true three-shot approach for all but the very longest of ball strikers. Be careful, however. The right side fairway bunkers can block your view to a mischievous green with a prominent center hump.

7 ● 148 ● 140 ● 126
○ 126 ● 109
PAR 3




DEPTH = 36

MEMORY

This par 3 is the shortest hole on the course but not necessarily the easiest. Use the subtle exposed rock outcropping in front of the tees as an intermediate target for a precise shot to a deceptively difficult green.

2 ● 227 ● 215 ● 208
○ 180 ● 93
PAR 3



DEPTH = 33

CHANDELLE

This long, elevated tee shot over a rugged valley is best executed with Stewart's "Chandelle". Any miss must be left, as right side bunkers protect the large and relatively flat green.

5 ● 455 ● 449 ● 406
○ 365 ● 312
PAR 4



DEPTH = 29

ROAD HOLE

Our "Ha-Ha" wall hides the road crossing in front of the forward tees leaving no excuse for distraction as you hit what may be the most demanding tee shot of your round. Aim your tee ball for the rock out-cropping to best set up your approach to this well-bunkered green with significant right side trouble.

8 ● 545 ● 527 ● 516
○ 484 ● 428
PAR 5



DEPTH = 37

| FROM THE SPINNER | YARDAGE TO POINT A | YARDAGE TO POINT B | YARDAGE TO PIN |
|------------------|--------------------|--------------------|----------------|
| 215 | 76 | 165 | |
| 230 | 88 | 180 | |
| 254 | 111 | 203 | |
| 277 | 135 | 226 | |
| 290 | 149 | 242 | |

CHELSEA'S KISS

A tee shot to the left side of this obscured landing area is required for the best angle to approach the green. The fairway bunker should not come into play but all of your skill - and perhaps a measure of luck - is needed to reach this well-guarded green in two.

3 ● 344 ● 313 ● 302
○ 302 ● 273
PAR 4



DEPTH = 31

PAYNE'S PIT

This downhill hole is the only reachable Par 4 on the course. From the Tee, you face a wide fairway that quickly narrows as it weaves past "Payne's Pit" to a green guarded by sand, water and natural rock cliffs. Classic "cost/benefit" tee shot strategy!

6 ● 412 ● 404 ● 396
○ 372 ● 311
PAR 4



DEPTH = 30

ZINGER

This long par 4 has a gracious landing area with the "left center" providing the best angle of attack to the green. Avoid the rear greenside bunker or face an almost certain bogey, especially if the pin placement is back-right.

9 ● 432 ● 408 ● 380
○ 354 ● 328
PAR 4



DEPTH = 35

AMEN

Mother Nature provides all the challenge needed (as well as one of your day's most memorable visuals) with this Par 4's greenside walking bridge and waterfall. A tee ball over the creek shoals crossing the fairway should favor the right side, leaving you in the best position to shoot over the greenside creek and land on this green close to the pin.

PAYNE STEWART GOLF CLUB HOLE DESCRIPTIONS (10-18)



10 ● 440 ● 429 ● 420
○ 396 ● 346
PAR 4



THE CALL

Will you sacrifice distance for accuracy to avoid the right side trouble? Your decision off the tee can either help or hurt you set up your approach to this green protected by a left side bunker. Will that bunker grab an errant ball or will you miss and find the creek?

● 419 ● 396 ● 388 ● 387
○ 351 ● 275
PAR 4



EASY EIGHT

This elevated tee shot plays much shorter than the yardage indicates, so you shouldn't be able to reach the fairway bunker. Use the prominent high school campus as a visual guide to hit the right side of the fairway with your drive or you risk a blind approach into the green.

16 ● 183 ● 173 ● 155
○ 155 ● 104
PAR 3



LIGHTS OUT

This short Par 3 over a serpentine lake is best attacked with a gentle fade that avoids the sand and rock walls surrounding the green. As you survey your shot, enjoy the view of the impressive complex of golf holes visible from this tee.

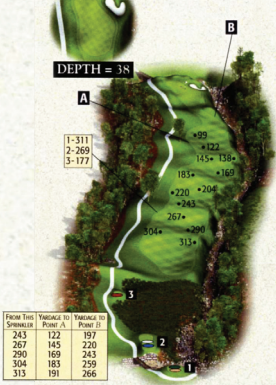
11 ● 599 ● 578 ● 558
○ 508 ● 442
PAR 5



CAPTAIN CADDY

This uphill Par 5 will likely require three shots to reach the green. Don't forget- the green is unusually long, so proper club selection is required on your approach or a three putt could hurt your bets.


● 574 ● 567 ● 524 ● 524
○ 524 ● 446
PAR 5



BIG HEART

The safest tee shot on this par 5 is to the left side. However, this strategy brings with it less visibility for your approach into the green. The narrow topographic feature running down the center of the green defines targets within the putting surface that must be appropriately negotiated for the best birdie opportunity.

● 434 ● 410 ● 384 ● 384
○ 376 ● 342
PAR 4



AVIS - SECOND TO NONE

A beautiful Ozark vista greets you atop the 17th tee. Your approach into the green must avoid a lie alongside Elgin's discrete rock ledge within the right greenside bunker. Don't miss the green on the left however, or you face a certain bogey.

12 ● 225 ● 197 ● 191
○ 164 ● 121
PAR 3



DRAW BACK

This Par 3 places a premium on distance control for your tee ball into this relatively shallow green. While your initial concern may be to avoid the water, doing so brings the small bunker into play that protects the green's right center.

● 420 ● 413 ● 387 ● 387
○ 387 ● 336
PAR 4



DIVOT DOWNER

A carefully placed tee shot is required for the best angle into this meandering, roller coaster green. Birdies are possible for players reaching the appropriate tier of the green; but double bogies are lurking for those who don't.

● 427 ● 421 ● 415 ● 415
○ 354 ● 246
PAR 4



FATHERHOOD

The round's final tee shot requires a difficult left side bias for any hope of seeing the green. Don't be deceived by the sprawling fairway bunker! Forty yards of fairway remain beyond the bunker on your approach to the green.